

Analysis of the Mission Area Review Programme

A summary – January 2023

Introduction

All Mission Areas in the Diocese were reviewed during the period June 2020 to July 2021. The Reviews were completed by the Archdeacon, the Diocesan Secretary and the Diocesan Churches Inspector. The Mission Area Leader and Mission Area Wardens accompanied the Review Team to all locations. Clergy and Church Wardens were present at the churches in their care.

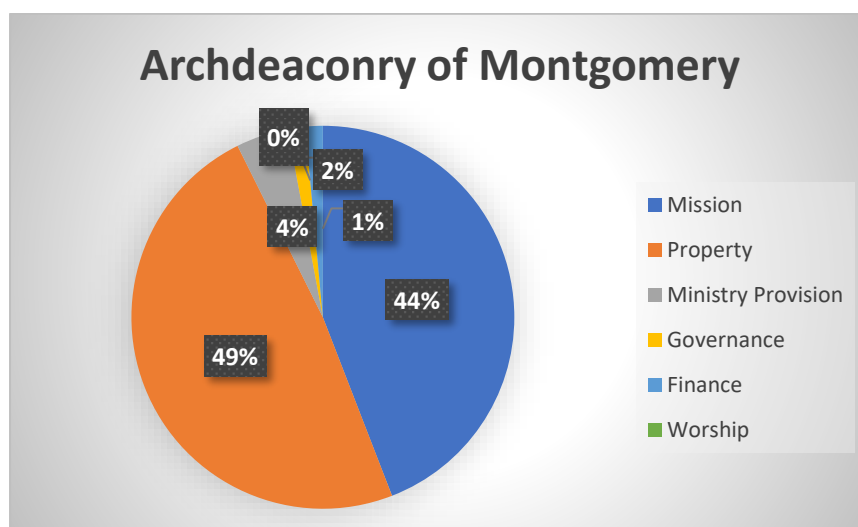
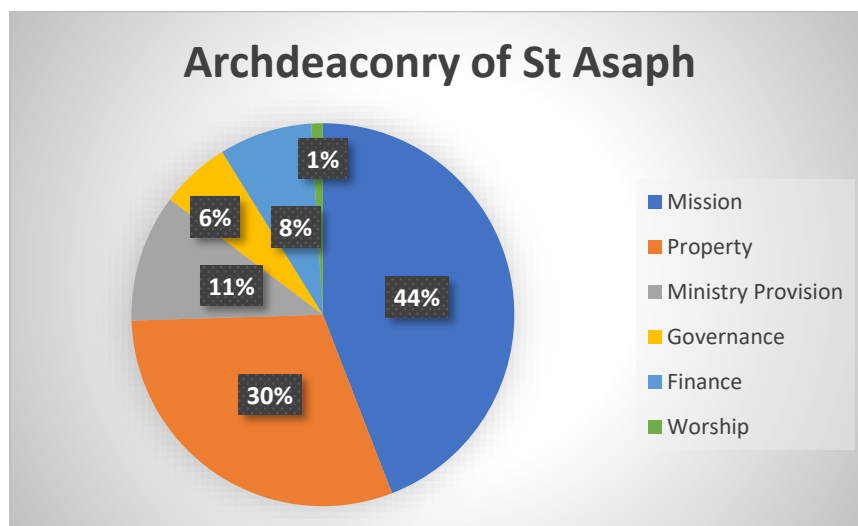
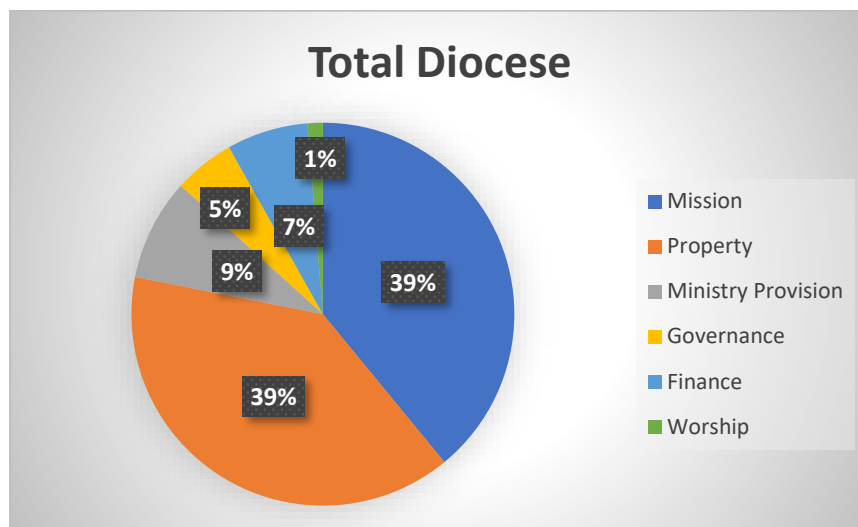
Following the visits, a full Review Report document was produced and issued, along with a summary of the recommendations.

The Recommendations have been developed into Mission Area Action Plans which are being implemented by the Mission Area Trustees, with the support and oversight of the Archdeacons. Diocesan Officers are supporting the implementation of the recommendations as appropriate.

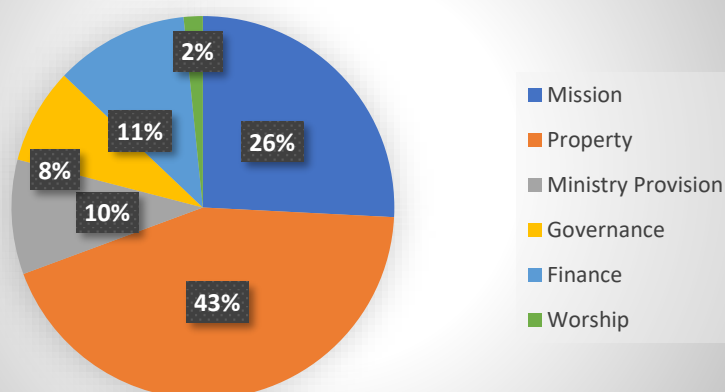
Analysis of the Recommendations

Mission Area	Mission	Ministry Provision	Gover-nance	Property	Worship	Finance	Total
Aberconwy	4	1	-	6	-	1	12
Aber-Morfa	5	3	1	2	-	1	12
Aled	7	-	1	3	-	1	12
Bryn a Môr	5	2	1	5	-	1	14
Denbigh	8	1	2	2	-	2	15
Dyffryn Clwyd	6	2	-	4	1	1	14
Elwy	5	1	1	2	-	-	9
EMMA	5	1	-	7	-	1	14
St Asaph	45	11	6	31	1	8	102
Caereinion	2	2	1	9	-	-	14
Cedewain	4	1	-	5	-	1	11
Pool	10	-	-	8	-	-	18
Tanat-Vyrnwy	5	-	-	8	-	-	13
Valle Crucis	9	-	-	3	-	-	12
Montgomery	30	3	1	33	-	1	68
Alyn	3	2	1	5	-	1	12
Borderlands	4	1	-	7	1	1	14
Maelor	4	1	1	3	-	1	10
Mold	-	1	1	5	1	1	9
Offa	3	1	1	4	-	1	10
Wrexham	2	-	1	3	-	2	8
Wrexham	16	6	5	27	2	7	63
TOTAL DIOCESE	91	20	12	91	3	16	233

Proportion of Recommendations by category



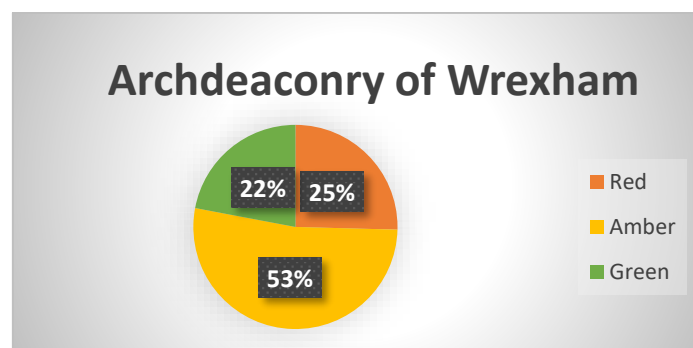
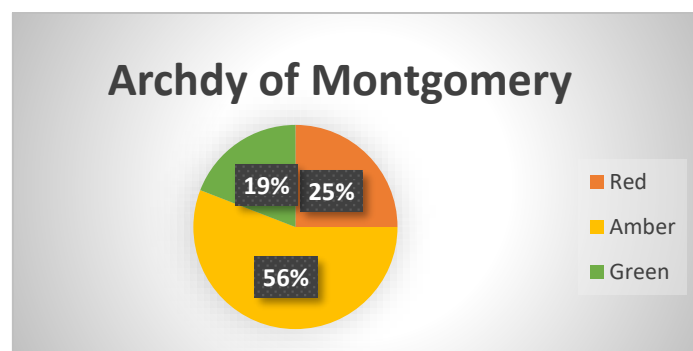
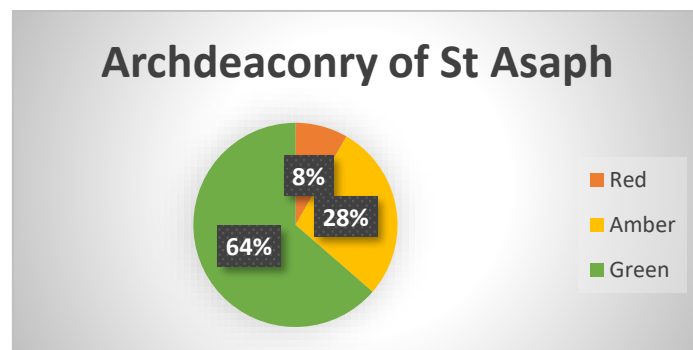
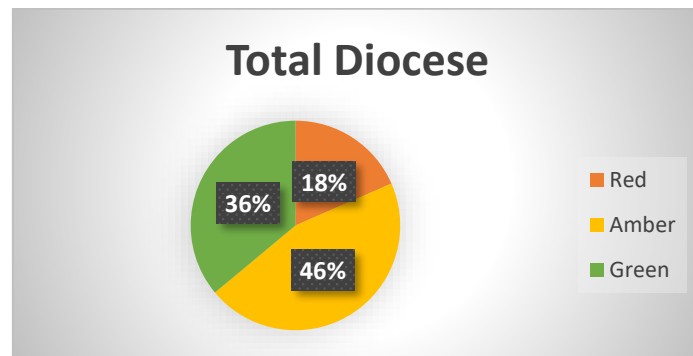
Archdeaconry of Wrexham



RAG rating of the Recommendations

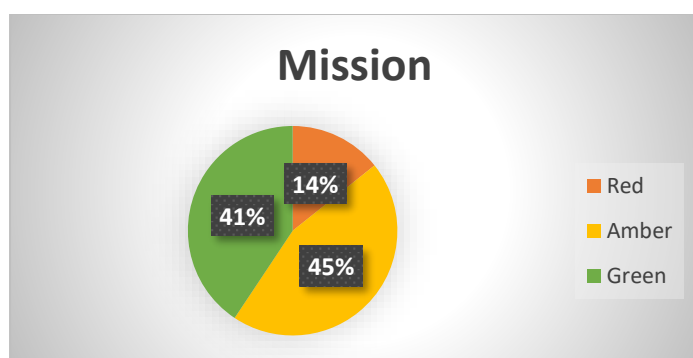
Mission Area	Green	%	Amber	%	Red	%	Total
Aberconwy	7	58%	5	42%	-	-	12
Aber-Morfa	6	50%	4	33%	2	17%	12
Aled	5	42%	7	58%	-	-	12
Bryn a Môr	6	43%	5	36%	3	21%	14
Denbigh	10	67%	3	20%	2	13%	15
Dyffryn Clwyd	8	57%	5	36%	1	7%	14
Elwy	6	67%	3	33%	-	-	9
EMMA	6	43%	5	36%	3	21%	14
St Asaph	54	53%	37	36%	11	11%	102
Caereinion	5	36%	6	43%	3	21%	14
Cedewain	2	18%	6	55%	3	27%	11
Pool	1	6%	10	56%	7	38%	18
Tanat-Vyrnwy	1	8%	9	69%	3	23%	13
Valle Crucis	4	33%	7	58%	1	9%	12
Montgomery	13	19%	38	56%	17	25%	68
Alyn	3	25%	6	50%	3	25%	12
Borderlands	2	14%	6	43%	6	43%	14
Maelor	4	40%	6	60%	-	-	10
Mold	3	33%	5	56%	1	11%	9
Offa	4	40%	4	40%	2	20%	10
Wrexham	1	13%	4	50%	3	37%	8
Wrexham	17	27%	31	49%	15	24%	63
TOTAL DIOCESE	84	36%	106	45%	43	19%	233

Proportion of RAG ratings of Recommendations

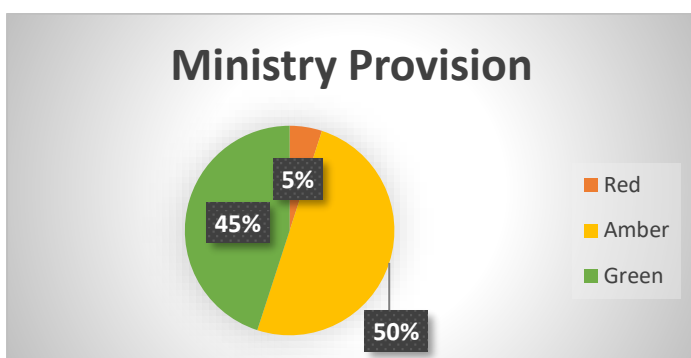


RAG ratings by category of Recommendations

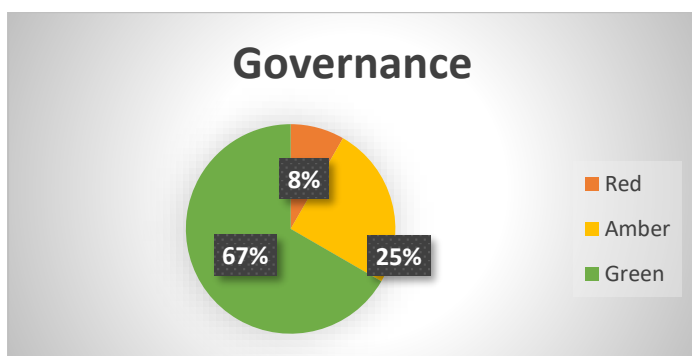
MISSION				
Mission Area	Green	Amber	Red	Total
Aberconwy	3	1	-	4
Aber-Morfa	1	3	1	5
Aled	3	4	-	7
Bryn a Môr	2	1	2	5
Denbigh	5	2	1	8
Dyffryn Clwyd	5	1	-	6
Elwy	4	1	-	5
EMMA	3	2	-	5
St Asaph	26	15	4	45
Caereinion	2	-	-	2
Cedewain	1	2	1	4
Pool	-	6	4	10
Tanat-Vyrnwy	1	3	1	5
Valle Crucis	4	5	-	9
Montgomery	8	16	6	30
Alyn	1	2	-	3
Borderlands	-	2	2	4
Maelor	-	4	-	4
Mold	-	-	-	-
Offa	1	1	1	3
Wrexham	1	1	-	2
Wrexham	3	10	3	16
TOTAL DIOCESE	37	41	13	91



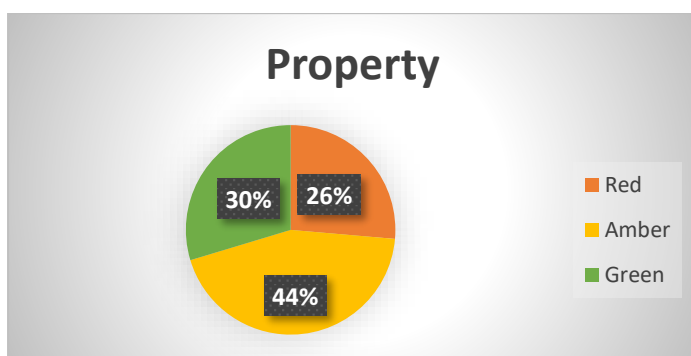
MINISTRY PROVISION				
Mission Area	Green	Amber	Red	Total
Aberconwy	1	-	-	1
Aber-Morfa	3	-	-	3
Aled	-	-	-	-
Bryn a Môr	-	2	-	2
Denbigh	1	-	-	1
Dyffryn Clwyd	-	2	-	2
Elwy	-	1	-	1
EMMA	1	-	-	1
St Asaph	6	5	-	11
Caereinion	1	1	-	2
Cedewain	-	1	-	1
Pool	-	-	-	-
Tanat-Vyrnwy	-	-	-	-
Valle Crucis	-	-	-	-
Montgomery	1	2	-	3
Alyn	-	2	-	2
Borderlands	-	-	1	1
Maelor	1	-	-	1
Mold	-	1	-	1
Offa	1	-	-	1
Wrexham	-	-	-	-
Wrexham	2	3	1	6
TOTAL DIOCESE	9	10	1	20



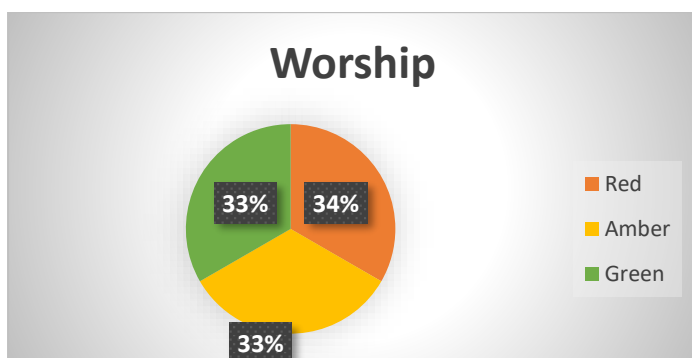
GOVERNANCE				
Mission Area	Green	Amber	Red	Total
Aberconwy	-	-	-	-
Aber-Morfa	1	-	-	1
Aled	1	-	-	1
Bryn a Môr	-	1	-	1
Denbigh	2	-	-	2
Dyffryn Clwyd	-	-	-	-
Elwy	1	-	-	1
EMMA	-	-	-	-
St Asaph	5	1	-	6
Caereinion	-	1	-	1
Cedewain	-	-	-	-
Pool	-	-	-	-
Tanat-Vyrnwy	-	-	-	-
Valle Crucis	-	-	-	-
Montgomery	-	1	-	1
Alyn	-	-	1	1
Borderlands	-	-	-	-
Maelor	1	-	-	1
Mold	1	-	-	1
Offa	1	-	-	1
Wrexham	-	1	-	1
Wrexham	3	1	1	5
TOTAL DIOCESE	8	3	1	12



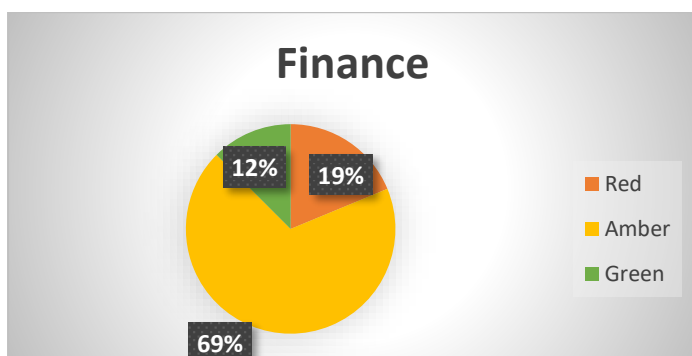
PROPERTY				
Mission Area	Green	Amber	Red	Total
Aberconwy	3	3	-	6
Aber-Morfa	1	-	1	2
Aled	1	2	-	3
Bryn a Môr	3	1	1	5
Denbigh	2	-	-	2
Dyffryn Clwyd	3	1	-	4
Elwy	1	1	-	2
EMMA	1	3	3	7
St Asaph	15	11	5	31`
Caereinion	2	4	3	9
Cedewain	`1	3	1	5
Pool	1	4	3	8
Tanat-Vyrnwy	-	6	2	8
Valle Crucis	-	2	1	3
Montgomery	4	19	10	33
Alyn	2	1	2	5
Borderlands	2	2	3	7
Maelor	2	1	-	3
Mold	1	3	1	5
Offa	1	2	1	4
Wrexham	-	1	2	3
Wrexham	8	10	9	27
TOTAL DIOCESE	27	40	24	91



WORSHIP				
Mission Area	Green	Amber	Red	Total
Aberconwy	-	-	-	-
Aber-Morfa	-	-	-	-
Aled	-	-	-	-
Bryn a Môr	-	-	-	-
Denbigh	-	-	-	-
Dyffryn Clwyd	-	-	1	1
Elwy	-	-	-	-
EMMA	-	-	-	-
St Asaph	-	-	1	1
Caereinion	-	-	-	-
Cedewain	-	-	-	-
Pool	-	-	-	-
Tanat-Vyrnwy	-	-	-	-
Valle Crucis	-	-	-	-
Montgomery	-	-	-	-
Alyn	-	-	-	-
Borderlands	-	1	-	1
Maelor	-	-	-	-
Mold	1	-	-	1
Offa	-	-	-	-
Wrexham	-	-	-	-
Wrexham	1	1	-	2
TOTAL DIOCESE	1	1	1	3



FINANCE				
Mission Area	Green	Amber	Red	Total
Aberconwy	-	1	-	1
Aber-Morfa	-	1	-	1
Aled	-	1	-	1
Bryn a Môr	1	-	-	1
Denbigh	-	1	1	2
Dyffryn Clwyd	-	1	-	1
Elwy	-	-	-	-
EMMA	1	-	-	1
St Asaph	2	5	1	8
Caereinion	-	-	-	-
Cedewain	-	-	1	1
Pool	-	-	-	-
Tanat-Vyrnwy	-	-	-	-
Valle Crucis	-	-	-	-
Montgomery	-	-	1	1
Alyn	-	1	-	1
Borderlands	-	1	-	1
Maelor	-	1	-	1
Mold	-	1	-	1
Offa	-	1	-	1
Wrexham	-	1	1	2
Wrexham	-	6	1	7
TOTAL DIOCESE	2	11	3	16



Diane McCarthy
Diocesan Secretary
January 2023